

Figure 1

Availability of SYNOP reports from RBSN stations in Region II at MTN centres

Special MTN Monitoring: 1 to 15 July 2006, 1 to 15 October 2006,
1 to 15 January 2007 and 1 to 15 April 2007

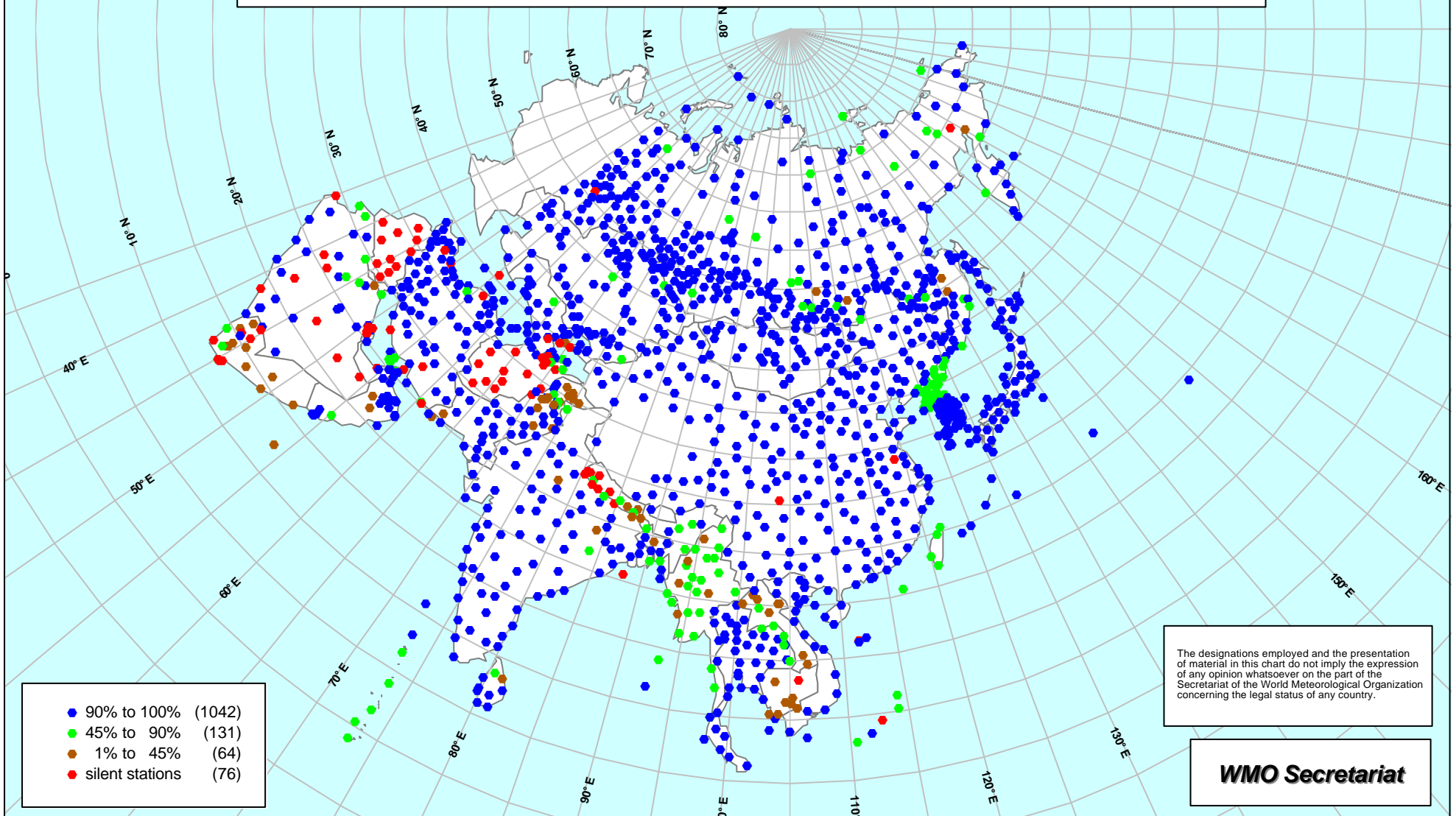


Figure 2

Availability of TEMP reports from RBSN stations in Region II at MTN centres

Special MTN Monitoring: 1 to 15 July 2006, 1 to 15 October 2006,
1 to 15 January 2007 and 1 to 15 April 2007

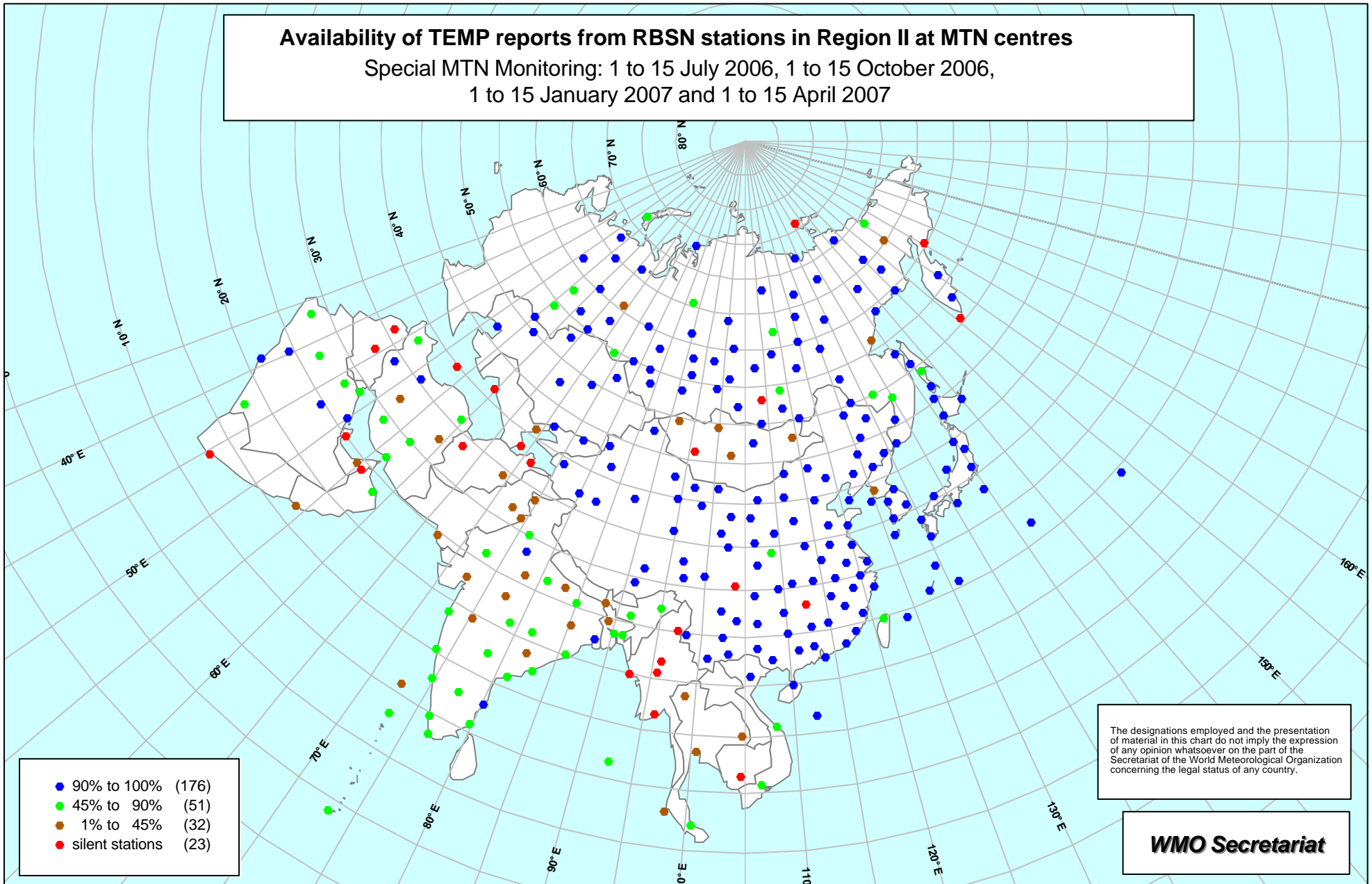


Figure 3

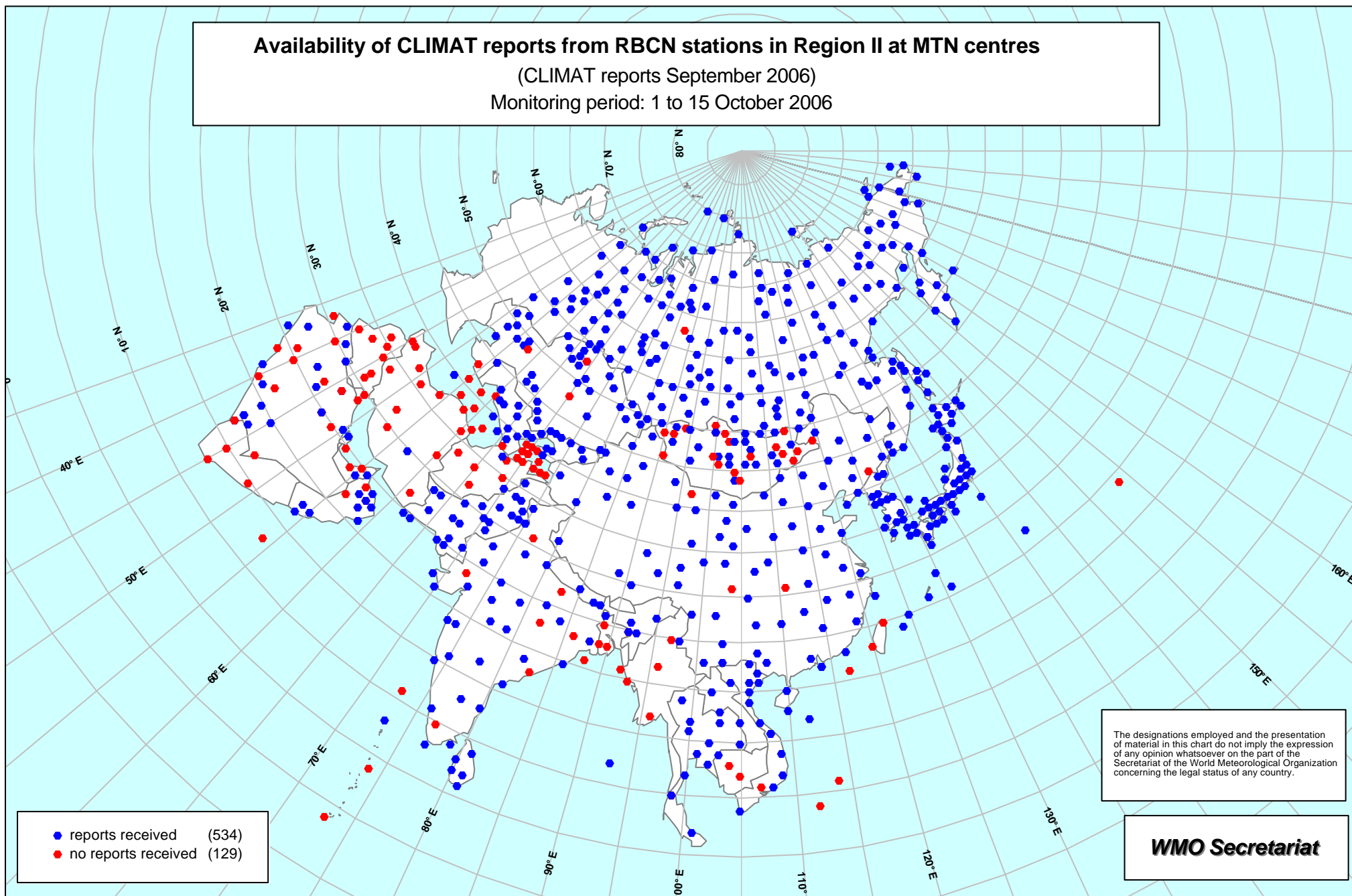
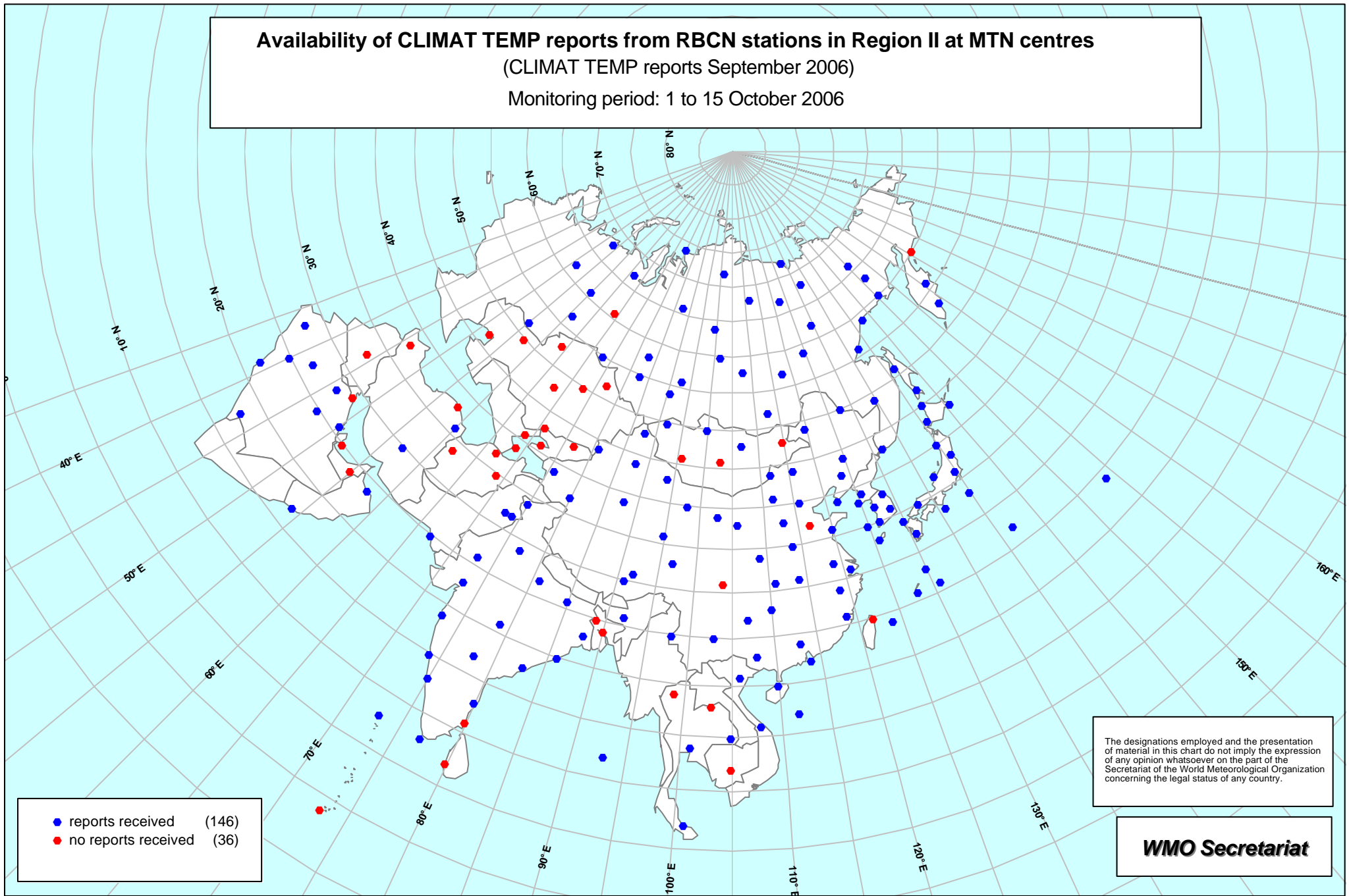


Figure 4



Availability of SYNOP reports from Region II at MTN centres

SMM period: 1 to 15 July 2006, 1 to 15 October 2006, 1 to 15 January 2007 and 1 to 15 April 2007
(Special MTN Monitoring)

Geographical Location	Calculation based on combining the four RBSNs						
	RBSN	Volume A 5 March 2007	Percentage of reports received with reference to the four RBSNs				Average over the four monitoring periods
	Number of stations	Number of observations implemented (%)	July 2006	October 2006	January 2007	April 2007	
RTH Bangkok							
Cambodia	8	31 (97 %)	0 %	0 %	11 %	0 %	3 %
Lao People's Democratic Republic	14	37 (66 %)	54 %	48 %	52 %	50 %	51 %
Myanmar	27	93 (86 %)	70 %	64 %	45 %	53 %	58 %
Thailand	41	164 (100 %)	100 %	100 %	100 %	100 %	100 %
Viet Nam	25	100 (100 %)	93 %	95 %	93 %	91 %	93 %
Total:	115	425 (92 %)	79 %	77 %	74 %	74 %	76 %
RTH Beijing							
China	219	876 (100 %)	98 %	99 %	96 %	98 %	98 %
Democratic People's Republic of Korea	27	108 (100 %)	78 %	93 %	68 %	83 %	81 %
Viet Nam	25	100 (100 %)	93 %	95 %	93 %	91 %	93 %
Total:	271	1084 (100 %)	96 %	98 %	93 %	96 %	96 %
RTH Jeddah							
Bahrain	7	28 (100 %)	14 %	13 %	14 %	14 %	14 %
Kuwait	2	8 (100 %)	41 %	39 %	43 %	98 %	55 %
Oman	23	92 (100 %)	91 %	86 %	86 %	82 %	86 %
Qatar	1	4 (100 %)	97 %	98 %	95 %	98 %	97 %
Saudi Arabia	35	136 (97 %)	72 %	68 %	73 %	74 %	72 %
United Arab Emirates	6	24 (100 %)	75 %	74 %	82 %	82 %	78 %
Yemen	22	69 (78 %)	16 %	19 %	23 %	25 %	21 %
Total:	96	361 (94 %)	59 %	57 %	60 %	62 %	60 %
RTH Khabarovsk							
Democratic People's Republic of Korea	27	108 (100 %)	78 %	93 %	68 %	83 %	81 %
Russian Federation	326	1304 (100 %)	95 %	94 %	95 %	96 %	95 %
Total:	353	1412 (100 %)	94 %	94 %	93 %	95 %	94 %
RTH New Delhi							
Bangladesh	11	44 (100 %)	77 %	88 %	82 %	84 %	83 %

Availability of SYNOP reports from Region II at MTN centres

SMM period: 1 to 15 July 2006, 1 to 15 October 2006, 1 to 15 January 2007 and 1 to 15 April 2007
(Special MTN Monitoring)

Geographical Location	Calculation based on combining the four RBSNs						
	RBSN	Volume A 5 March 2007	Percentage of reports received with reference to the four RBSNs				Average over the four monitoring periods
	Number of stations	Number of observations implemented (%)	July 2006	October 2006	January 2007	April 2007	
RTH New Delhi							
India	82	324 (99 %)	93 %	95 %	93 %	93 %	94 %
Maldives	5	18 (90 %)	71 %	90 %	89 %	75 %	81 %
Myanmar	27	93 (86 %)	70 %	64 %	45 %	53 %	58 %
Nepal	15	46 (77 %)	16 %	15 %	19 %	18 %	17 %
Pakistan	54	209 (97 %)	66 %	100 %	65 %	66 %	74 %
Sri Lanka	9	35 (97 %)	86 %	82 %	73 %	93 %	84 %
Total:	203	769 (95 %)	75 %	85 %	72 %	74 %	77 %
RTH Novosibirsk							
Mongolia	35	140 (100 %)	99 %	100 %	100 %	100 %	100 %
Russian Federation	326	1304 (100 %)	95 %	94 %	95 %	96 %	95 %
Total:	361	1444 (100 %)	95 %	95 %	96 %	97 %	96 %
RTH Tashkent							
Afghanistan, Islamic State of	13	52 (100 %)	0 %	0 %	0 %	0 %	0 %
Kazakhstan	62	248 (100 %)	99 %	99 %	100 %	99 %	99 %
Kyrgyzstan	7	28 (100 %)	95 %	100 %	99 %	100 %	99 %
Tajikistan	14	56 (100 %)	53 %	51 %	40 %	44 %	47 %
Turkmenistan	20	80 (100 %)	95 %	95 %	95 %	95 %	95 %
Uzbekistan	19	76 (100 %)	97 %	100 %	100 %	100 %	99 %
Total:	135	540 (100 %)	84 %	84 %	83 %	83 %	84 %
RTH Tehran							
Iran, Islamic Republic of	77	302 (98 %)	86 %	88 %	87 %	87 %	87 %
Iraq	11	40 (91 %)	0 %	0 %	0 %	0 %	0 %
Pakistan	54	209 (97 %)	66 %	100 %	65 %	66 %	74 %
Yemen	22	69 (78 %)	16 %	19 %	23 %	25 %	21 %
Total:	164	620 (95 %)	64 %	77 %	65 %	66 %	68 %
RTH Tokyo							
Hong Kong, China	1	4 (100 %)	100 %	100 %	98 %	100 %	100 %

Availability of SYNOP reports from Region II at MTN centres

SMM period: 1 to 15 July 2006, 1 to 15 October 2006, 1 to 15 January 2007 and 1 to 15 April 2007
(Special MTN Monitoring)

<i>Geographical Location</i>	<i>Calculation based on combining the four RBSNs</i>						
	<i>RBSN</i>	<i>Volume A 5 March 2007</i>	<i>Percentage of reports received with reference to the four RBSNs</i>				<i>Average over the four monitoring periods</i>
	<i>Number of stations</i>	<i>Number of observations implemented (%)</i>	<i>July 2006</i>	<i>October 2006</i>	<i>January 2007</i>	<i>April 2007</i>	
RTH Tokyo							
Japan	53	212 (100 %)	100 %	100 %	100 %	100 %	100 %
Macao, China	1	4 (100 %)	100 %	100 %	98 %	100 %	100 %
Republic of Korea	41	164 (100 %)	100 %	100 %	97 %	100 %	99 %
Total:	96	384 (100 %)	100 %	100 %	99 %	100 %	100 %
TOTAL REGION II							
Total Region II:	1313	5156 (98 %)	87 %	88 %	86 %	87 %	87 %

Availability of TEMP reports from Region II at MTN centres

SMM period: 1 to 15 July 2006, 1 to 15 October 2006, 1 to 15 January 2007 and 1 to 15 April 2007
(Special MTN Monitoring)

Geographical Location	Calculation based on combining the four RBSNs						
	RBSN	Volume A 5 March 2007	Percentage of reports received with reference to the four RBSNs				Average over the four monitoring periods
	Number of stations	Number of observations implemented (%)	July 2006	October 2006	January 2007	April 2007	
RTH Bangkok							
Cambodia	1	2 (100 %)	0 %	0 %	0 %	0 %	0 %
Myanmar	5	10 (100 %)	0 %	0 %	0 %	0 %	0 %
Thailand	5	10 (100 %)	17 %	33 %	44 %	40 %	34 %
Viet Nam	3	4 (67 %)	63 %	69 %	100 %	99 %	83 %
Total:	14	26 (93 %)	20 %	27 %	37 %	35 %	30 %
RTH Beijing							
China	82	164 (100 %)	97 %	98 %	96 %	96 %	97 %
Democratic People's Republic of Korea	1	2 (100 %)	23 %	27 %	20 %	30 %	25 %
Viet Nam	3	4 (67 %)	63 %	69 %	100 %	99 %	83 %
Total:	86	170 (99 %)	95 %	96 %	95 %	96 %	96 %
RTH Jeddah							
Kuwait	1	2 (100 %)	90 %	90 %	87 %	90 %	89 %
Oman	2	2 (50 %)	48 %	48 %	42 %	48 %	47 %
Qatar	1	0 (0 %)	0 %	0 %	0 %	0 %	0 %
Saudi Arabia	8	16 (100 %)	78 %	88 %	83 %	93 %	86 %
United Arab Emirates	2	4 (100 %)	0 %	0 %	25 %	22 %	12 %
Yemen	1	2 (100 %)	0 %	0 %	0 %	0 %	0 %
Total:	15	26 (87 %)	54 %	59 %	59 %	65 %	59 %
RTH Khabarovsk							
Democratic People's Republic of Korea	1	2 (100 %)	23 %	27 %	20 %	30 %	25 %
Russian Federation	72	144 (100 %)	84 %	88 %	86 %	86 %	86 %
Total:	73	146 (100 %)	84 %	87 %	85 %	85 %	85 %
RTH New Delhi							
Bangladesh	2	3 (75 %)	22 %	28 %	23 %	25 %	25 %
India	35	70 (100 %)	75 %	78 %	39 %	37 %	57 %
Maldives	1	1 (50 %)	47 %	97 %	47 %	60 %	63 %

Availability of TEMP reports from Region II at MTN centres

SMM period: 1 to 15 July 2006, 1 to 15 October 2006, 1 to 15 January 2007 and 1 to 15 April 2007
(Special MTN Monitoring)

Geographical Location	Calculation based on combining the four RBSNs						
	RBSN	Volume A 5 March 2007	Percentage of reports received with reference to the four RBSNs				Average over the four monitoring periods
	Number of stations	Number of observations implemented (%)	July 2006	October 2006	January 2007	April 2007	
RTH New Delhi							
Myanmar	5	10 (100 %)	0 %	0 %	0 %	0 %	0 %
Pakistan	3	6 (100 %)	26 %	49 %	14 %	17 %	27 %
Total:	46	90 (98 %)	60 %	66 %	33 %	32 %	48 %
RTH Novosibirsk							
Mongolia	6	0 (0 %)	33 %	25 %	24 %	33 %	29 %
Russian Federation	72	144 (100 %)	84 %	88 %	86 %	86 %	86 %
Total:	78	144 (92 %)	81 %	83 %	82 %	82 %	82 %
RTH Tashkent							
Afghanistan, Islamic State of	2	4 (100 %)	8 %	12 %	17 %	0 %	9 %
Kazakhstan	8	8 (50 %)	99 %	98 %	98 %	99 %	99 %
Tajikistan	2	4 (100 %)	0 %	0 %	0 %	0 %	0 %
Turkmenistan	2	3 (75 %)	0 %	0 %	0 %	0 %	0 %
Uzbekistan	1	2 (100 %)	7 %	0 %	7 %	0 %	4 %
Total:	15	21 (70 %)	54 %	54 %	55 %	53 %	54 %
RTH Tehran							
Iran, Islamic Republic of	9	14 (78 %)	64 %	59 %	53 %	51 %	57 %
Iraq	2	3 (75 %)	0 %	0 %	0 %	0 %	0 %
Pakistan	3	6 (100 %)	26 %	49 %	14 %	17 %	27 %
Yemen	1	2 (100 %)	0 %	0 %	0 %	0 %	0 %
Total:	15	25 (83 %)	44 %	45 %	34 %	34 %	39 %
RTH Tokyo							
Hong Kong, China	1	2 (100 %)	100 %	100 %	100 %	100 %	100 %
Japan	18	36 (100 %)	100 %	100 %	100 %	100 %	100 %
Republic of Korea	6	12 (100 %)	99 %	93 %	82 %	100 %	94 %
Total:	25	50 (100 %)	100 %	98 %	96 %	100 %	99 %

Availability of TEMP reports from Region II at MTN centres

SMM period: 1 to 15 July 2006, 1 to 15 October 2006, 1 to 15 January 2007 and 1 to 15 April 2007
(Special MTN Monitoring)

<i>Geographical Location</i>	<i>Calculation based on combining the four RBSNs</i>						
	<i>RBSN</i>	<i>Volume A</i> 5 March 2007	<i>Percentage of reports received with reference to the four RBSNs</i>				<i>Average over the four monitoring periods</i>
	<i>Number of stations</i>	<i>Number of observations implemented (%)</i>	<i>July 2006</i>	<i>October 2006</i>	<i>January 2007</i>	<i>April 2007</i>	
TOTAL REGION II							
Total Region II:	282	530 (94 %)	78 %	80 %	74 %	74 %	77 %

Availability of CLIMAT reports from Region II at MTN centres

Annual Global Monitoring: 1 to 15 October 2006

Geographical location	RBCN	Volume A	Maximum number of reports received amongst MTN centres
	Number of stations/ reports	Number of reports implemented	
RTH Bangkok			
Cambodia	2	2 (100 %)	0 (0 %)
Lao People's Democratic Republic	4	4 (100 %)	4 (100 %)
Myanmar	5	5 (100 %)	0 (0 %)
Thailand	11	11 (100 %)	11 (100 %)
Viet Nam	17	14 (82 %)	14 (82 %)
Total:	39	36 (92 %)	29 (74 %)
RTH Beijing			
Viet Nam	17	14 (82 %)	14 (82 %)
China	82	35 (43 %)	76 (93 %)
Korea, Democratic People's Republic of	7	7 (100 %)	6 (86 %)
Total:	106	56 (53 %)	96 (91 %)
RTH Jeddah			
United Arab Emirates	4	3 (75 %)	2 (50 %)
Bahrain	1	1 (100 %)	1 (100 %)
Kuwait	1	1 (100 %)	0 (0 %)
Oman	12	12 (100 %)	9 (75 %)
Qatar	1	1 (100 %)	0 (0 %)
Saudi Arabia	31	30 (97 %)	18 (58 %)
Yemen	4	2 (50 %)	0 (0 %)
Total:	54	50 (93 %)	30 (56 %)
RTH Khabarovsk and Novosibirsk			
Mongolia	36	36 (100 %)	17 (47 %)
Russian Federation	185	184 (99 %)	184 (99 %)
Total:	221	220 (100 %)	201 (91 %)
RTH New Delhi			
Myanmar	5	5 (100 %)	0 (0 %)
Bangladesh	6	6 (100 %)	1 (17 %)
India	46	37 (80 %)	37 (80 %)
Sri Lanka	5	5 (100 %)	5 (100 %)

Availability of CLIMAT reports from Region II at MTN centres

Annual Global Monitoring: 1 to 15 October 2006

Geographical location	RBCN	Volume A	Maximum number of reports received amongst MTN centres
	Number of stations/ reports	Number of reports implemented	
RTH New Delhi			
Maldives	2	2 (100 %)	0 (0 %)
Nepal	2	2 (100 %)	2 (100 %)
Pakistan	25	25 (100 %)	25 (100 %)
Total:	91	82 (90 %)	70 (77 %)
No RTH responsible for these countries/ areas			
Kazakhstan	42	42 (100 %)	38 (90 %)
Total:	42	42 (100 %)	38 (90 %)
RTH Tashkent			
Afghanistan, Islamic State of	4	3 (75 %)	0 (0 %)
Kyrgyzstan	4	0 (0 %)	4 (100 %)
Tajikistan	15	2 (13 %)	0 (0 %)
Turkmenistan	13	12 (92 %)	3 (23 %)
Uzbekistan	12	12 (100 %)	12 (100 %)
Total:	48	29 (60 %)	19 (40 %)
RTH Tehran			
Yemen	4	2 (50 %)	0 (0 %)
Pakistan	25	25 (100 %)	25 (100 %)
Iran, Islamic Republic of	12	10 (83 %)	1 (8 %)
Iraq	7	7 (100 %)	0 (0 %)
Total:	48	44 (92 %)	26 (54 %)
RTH Tokyo			
Hong Kong, China	1	1 (100 %)	1 (100 %)
Japan	53	53 (100 %)	52 (98 %)
Korea, Republic of	10	10 (100 %)	10 (100 %)
Macau, China	1	1 (100 %)	1 (100 %)
Total:	65	65 (100 %)	64 (98 %)
Total Region II:			
Total Region II:	663	578 (87 %)	534 (81 %)

Availability of CLIMAT TEMP reports from Region II at MTN centres

Annual Global Monitoring: 1 to 15 October 2006

Geographical location	RBCN	Volume A	Maximum number of reports received amongst MTN centres
	Number of stations/ reports	Number of reports implemented	
RTH Bangkok			
Cambodia	1	0 (0 %)	0 (0 %)
Lao People's Democratic Republic	1	0 (0 %)	0 (0 %)
Thailand	4	4 (100 %)	3 (75 %)
Viet Nam	2	2 (100 %)	2 (100 %)
Total:	8	6 (75 %)	5 (63 %)
RTH Beijing			
Viet Nam	2	2 (100 %)	2 (100 %)
China	43	9 (21 %)	40 (93 %)
Korea, Democratic People's Republic of	1	1 (100 %)	1 (100 %)
Total:	46	12 (26 %)	43 (93 %)
RTH Jeddah			
United Arab Emirates	1	1 (100 %)	0 (0 %)
Kuwait	1	1 (100 %)	0 (0 %)
Oman	2	2 (100 %)	2 (100 %)
Qatar	1	1 (100 %)	0 (0 %)
Saudi Arabia	8	7 (88 %)	8 (100 %)
Total:	13	12 (92 %)	10 (77 %)
RTH Khabarovsk and Novosibirsk			
Mongolia	6	6 (100 %)	3 (50 %)
Russian Federation	39	38 (97 %)	37 (95 %)
Total:	45	44 (98 %)	40 (89 %)
RTH New Delhi			
Bangladesh	2	2 (100 %)	0 (0 %)
India	20	19 (95 %)	19 (95 %)
Sri Lanka	1	0 (0 %)	0 (0 %)
Maldives	1	1 (100 %)	0 (0 %)
Pakistan	3	3 (100 %)	3 (100 %)
Total:	27	25 (93 %)	22 (81 %)

Availability of CLIMAT TEMP reports from Region II at MTN centres

Annual Global Monitoring: 1 to 15 October 2006

Geographical location	RBCN	Volume A	Maximum number of reports received amongst MTN centres
	Number of stations/ reports	Number of reports implemented	
No RTH responsible for these countries/ areas			
Kazakhstan	8	7 (88 %)	0 (0 %)
Total:	8	7 (88 %)	0 (0 %)
RTH Tashkent			
Afghanistan, Islamic State of	2	2 (100 %)	0 (0 %)
Tajikistan	1	0 (0 %)	0 (0 %)
Turkmenistan	1	1 (100 %)	0 (0 %)
Uzbekistan	3	3 (100 %)	0 (0 %)
Total:	7	6 (86 %)	0 (0 %)
RTH Tehran			
Pakistan	3	3 (100 %)	3 (100 %)
Iran, Islamic Republic of	3	3 (100 %)	2 (67 %)
Iraq	1	1 (100 %)	0 (0 %)
Total:	7	7 (100 %)	5 (71 %)
RTH Tokyo			
Hong Kong, China	1	1 (100 %)	1 (100 %)
Japan	18	18 (100 %)	18 (100 %)
Korea, Republic of	7	6 (86 %)	7 (100 %)
Total:	26	25 (96 %)	26 (100 %)
Total Region II:			
Total Region II:	182	139 (76 %)	146 (80 %)

List of silent stations for SYNOP in RA II

SMM period: 1-15 July 2005, 1-15 October 2005, 1-15 January 2006 and 1-15 April 2006
(Special MTN Monitoring)

<i>Country</i>	<i>July 2006</i>	<i>October 2006</i>	<i>January 2007</i>	<i>April 2007</i>	<i>All periods</i>
Afghanistan, Islamic State of	40904	40904	40904	40904	40904
	40913	40913	40913	40913	40913
	40922	40922	40922	40922	40922
	40938	40938	40938	40938	40938
	40942	40942	40942	40942	40942
	40945	40945	40945	40945	40945
	40954	40954	40954	40954	40954
	40971	40971	40971	40971	40971
	40974	40974	40974	40974	40974
	40977	40977	40977	40977	40977
	40988	40988	40988	40988	40988
	40990	40990	40990	40990	40990
	40996	40996	40996	40996	40996
Total:	13	13	13	13	13
Bahrain	41151	41151	41151	41151	41151
	41152	41152	41152	41152	41152
	41153	41153	41153	41153	41153
	41154	41154	41154	41154	41154
	41155	41155	41155	41155	41155
	41156	41156	41156	41156	41156
Total:	6	6	6	6	6
Bangladesh	41886	41886		41886	
Total:	1	1	0	1	0
Cambodia	48966	48966		48966	
	48972	48972	48972	48972	48972
	48983	48983		48983	
	48985	48985		48985	
	48991	48991		48991	
	48995	48995		48995	
	48997	48997		48997	
	48998	48998		48998	
Total:	8	8	1	8	1
China	56294	56294	56294	56294	56294
	58144	58144	58144	58144	58144

List of silent stations for SYNOP in RA II

SMM period: 1-15 July 2005, 1-15 October 2005, 1-15 January 2006 and 1-15 April 2006
(Special MTN Monitoring)

<i>Country</i>	<i>July 2006</i>	<i>October 2006</i>	<i>January 2007</i>	<i>April 2007</i>	<i>All periods</i>
China	59995	59995	59995	59995	59995
Total:	3	3	3	3	3
India	42977	42977	42398	42398	42977
Total:	1	1	2	2	1
Iran, Islamic Republic of	40716	40716	40716	40716	40716
	40719	40719	40719	40719	40719
	40721	40721	40721	40721	40721
	40872	40872	40872	40872	40872
	40877	40877	40877	40877	40877
				40897	
	40898	40898	40898	40898	40898
Total:	6	6	6	7	6
Iraq	40608	40608	40608	40608	40608
	40621	40621	40621	40621	40621
	40634	40634	40634	40634	40634
	40637	40637	40637	40637	40637
	40642	40642	40642	40642	40642
	40658	40658	40658	40658	40658
	40665	40665	40665	40665	40665
	40672	40672	40672	40672	40672
	40676	40676	40676	40676	40676
	40684	40684	40684	40684	40684
	40686	40686	40686	40686	40686
Total:	11	11	11	11	11
Kuwait	40570	40570	40570		
Total:	1	1	1	0	0
Nepal	44404	44404	44404	44404	44404
	44406	44406	44406	44406	44406
	44409	44409	44409	44409	44409
	44418	44418	44418	44418	44418
	44424	44424	44424	44424	44424

List of silent stations for SYNOP in RA II

SMM period: 1-15 July 2005, 1-15 October 2005, 1-15 January 2006 and 1-15 April 2006
(Special MTN Monitoring)

<i>Country</i>	<i>July 2006</i>	<i>October 2006</i>	<i>January 2007</i>	<i>April 2007</i>	<i>All periods</i>
Nepal	44429 44434 44449 44462 44474 44478	44429 44434 44449	44429 44434 44449 44462 44474 44478	44429 44434 44449 44462 44474 44478	44429 44434 44449
Total:	11	8	11	11	8
Oman	41240	41240 41262 41275	41240 41262	41240 41262	41240
Total:	1	3	2	2	1
Pakistan	41504 41516 41517 41518 41519 41520 41532 41533 41564 41565 41577 41592 41641 41672 41738 41757		41504 41516 41517 41518 41519 41520 41532 41533 41564 41565 41577 41592 41641 41672 41738 41757	41504 41516 41517 41518 41519 41520 41532 41533 41564 41565 41577 41592 41641 41672 41738 41757	
Total:	16	0	16	16	0
Russian Federation	25538 25954 28419	25538 28419 30542 31489	25428 25538 28419 30542 31489	25428 25538 28419 30542	25538 28419
Total:	3	4	5	4	2

List of silent stations for SYNOP in RA II

SMM period: 1-15 July 2005, 1-15 October 2005, 1-15 January 2006 and 1-15 April 2006
(Special MTN Monitoring)

<i>Country</i>	<i>July 2006</i>	<i>October 2006</i>	<i>January 2007</i>	<i>April 2007</i>	<i>All periods</i>
Saudi Arabia	40369	40369	40369	40369	40369
	40386	40386	40386	40386	40386
	40432	40432	40432	40432	40432
	41006	41006	41006	41006	41006
	41010	41010	41010	41010	41010
	41014	41014	41014	41014	41014
	41016	41016	41016	41016	41016
	41080	41080	41080	41080	41080
Total:	8	8	8	8	8
Sri Lanka		43418	43418		
Total:	0	1	1	0	0
Tajikistan			38599		
	38609	38609	38609	38609	38609
	38705	38705	38705	38705	38705
	38713	38713	38713	38713	38713
	38933	38933	38933	38933	38933
	38937	38937	38937	38937	38937
	38947	38947	38947	38947	38947
Total:	6	6	7	6	6
Turkmenistan	38511	38511	38511	38511	38511
Total:	1	1	1	1	1
United Arab Emirates	41216	41216	41216	41216	41216
Total:	1	1	1	1	1
Viet Nam	48860	48860	48860	48860	48860
Total:	1	1	1	1	1
Yemen	41363	41363	41363	41363	41363
	41393	41391 41393	41393	41393 41396	41393
	41398		41398		

List of silent stations for SYNOP in RA II

SMM period: 1-15 July 2005, 1-15 October 2005, 1-15 January 2006 and 1-15 April 2006
(Special MTN Monitoring)

<i>Country</i>	<i>July 2006</i>	<i>October 2006</i>	<i>January 2007</i>	<i>April 2007</i>	<i>All periods</i>
Yemen	41399	41399	41399	41399	41399
	41438				
	41443			41443	
	41450	41450	41450	41450	41450
	41452				
	41477	41477	41477	41477	41477
	41481	41481	41481	41481	41481
	41482	41482	41482	41482	41482
	41494				
Total:	12	8	8	9	7
Total RA II:	110	91	104	110	76

List of silent stations for TEMP in RA II

SMM period: 1-15 July 2005, 1-15 October 2005, 1-15 January 2006 and 1-15 April 2006

(Special MTN Monitoring)

Country	July 2006	October 2006	January 2007	April 2007	All periods
Afghanistan, Islamic State of	40938	40938	40938	40938 40948	40938
Total:	1	1	1	2	1
Bangladesh	41883		41883	41883	
Total:	1	0	1	1	0
Cambodia	48991	48991	48991	48991	48991
Total:	1	1	1	1	1
China	56294	56294	56294	56294 57036	56294
Total:	57687 2	57687 2	57687 2	57687 3	57687 2
India			42027 42379 42397 42647 42667 42701 43285 43311 43333 43346 43371	42027 42101 42361 42379 43014 43041	
Total:	0	43311 1	11	6	0
Iran, Islamic Republic of				40800	
Total:	0	0	40809 1	1	0
Iraq	40608 40650	40608 40650	40608 40650	40608 40650	40608 40650
Total:	2	2	2	2	2
Mongolia		44212 44231 44259 44277	44212 44259 44277	44259 44277	44277
Total:	44277 44288 2	4	44288 4	44288 3	1

List of silent stations for TEMP in RA II

SMM period: 1-15 July 2005, 1-15 October 2005, 1-15 January 2006 and 1-15 April 2006

(Special MTN Monitoring)

Country	July 2006	October 2006	January 2007	April 2007	All periods
Myanmar	48008 48042 48053 48062 48097	48008 48042 48053 48062 48097	48008 48042 48053 48062 48097	48008 48042 48053 48062 48097	48008 48042 48053 48062 48097
Total:	5	5	5	5	5
Pakistan	41594	41640	41640 41780	41640 41780	
Total:	1	1	2	2	0
Qatar	41170	41170	41170	41170	41170
Total:	1	1	1	1	1
Russian Federation	21432 23933 25954 30635	21432 23933 25954 30635	21432 31168 32215	21432 23933 25954 30635 31168 32215	21432 25954 30635 32215
Total:	5	5	5	6	4
Tajikistan	38836 38954	38836 38954	38836 38954	38836 38954	38836 38954
Total:	2	2	2	2	2
Turkmenistan	38392 38507	38392 38507	38392 38507	38392 38507	38392 38507
Total:	2	2	2	2	2
United Arab Emirates	41217 41218	41217 41218	41218	41218	41218
Total:	2	2	1	1	1
Uzbekistan		38457		38457	
Total:	0	1	0	1	0
Yemen	41450	41450	41450	41450	41450
Total:	1	1	1	1	1
Total RA II:	28	31	42	40	23

List of silent stations for CLIMAT reports in Region II
Annual Global Monitoring: 1 to 15 October 2006

Country	Silent stations
Afghanistan, Islamic State of Total:	40938 40942 40990 3 stations
Bangladesh Total:	41883 41891 41936 41950 41992 5 stations
Cambodia Total:	48966 48991 2 stations
China Total:	57461 1 stations
Korea, Democratic People's Republic of Total:	47014 1 stations
India Total:	0 stations
Iran, Islamic Republic of Total:	40706 40712 40718 40745 40754 40766 40800 40831 40848 9 stations
Iraq Total:	40608 40621 40634 40637 40642 40665 40676 7 stations
Japan Total:	47991 1 stations
Kazakhstan Total:	28978 35532 35576 38232 4 stations
Kuwait Total:	40582 1 stations
Maldives Total:	43555 43599 2 stations
Mongolia Total:	44203 44207 44213 44214 44215 44230 44232 44256 44265 44284 44287 44294 44302 44305 44313 44314 44317 44336 44347 19 stations
Myanmar Total:	48008 48042 48062 48097 48112 5 stations
Oman Total:	41246 41254 41262 3 stations
Russian Federation	23678

List of silent stations for CLIMAT reports in Region II
Annual Global Monitoring: 1 to 15 October 2006

Country	Silent stations
Total:	1 stations
Saudi Arabia	40360 40361 40377 40410 40420 40430 40435 40437 40439 41006 41030 41136
Total:	12 stations
Tajikistan	38599 38836
Total:	2 stations
Turkmenistan	38388 38392 38511 38656 38750 38763 38880 38895 38974
Total:	9 stations
United Arab Emirates	41194 41216
Total:	2 stations
Viet Nam	
Total:	0 stations
Yemen	41443 41480
Total:	2 stations
Regional Total:	91 stations.

List of silent stations for CLIMAT TEMP reports in Region II
Annual Global Monitoring: 1 to 15 October 2006

Country	Silent stations
Afghanistan, Islamic State of Total:	40938 40948 2 stations
Bangladesh Total:	41883 1 stations
Cambodia Total:	0 stations
China Total:	58968 1 stations
India Total:	0 stations
Iran, Islamic Republic of Total:	40706 1 stations
Iraq Total:	40650 1 stations
Kazakhstan Total:	28952 35229 35394 35700 36003 36870 38341 7 stations
Kuwait Total:	40582 1 stations
Lao People's Democratic Republic Total:	0 stations
Maldives Total:	43599 1 stations
Mongolia Total:	44259 44277 44288 3 stations
Qatar Total:	41170 1 stations
Russian Federation Total:	23933 25954 2 stations
Sri Lanka Total:	0 stations
Tajikistan Total:	0 stations

List of silent stations for CLIMAT TEMP reports in Region II
 Annual Global Monitoring: 1 to 15 October 2006

Country	Silent stations
Thailand Total:	48327 1 stations
Turkmenistan Total:	38880 1 stations
United Arab Emirates Total:	41217 1 stations
Uzbekistan Total:	38457 38611 38927 3 stations
Regional Total:	27 stations.