

M/V Mona Lisa

Ship's Particulars

Owners:	Leonardo Shipping Inc.	Maximum Crew:	417
Managers:	Kyma Ship Management Inc.	Passenger Decks:	8
Registry:	Bahamas	Cabins (total):	397
Classification Society:	Lloyd's Register	Suites:	6 Suites, 2 Mini-Suites.
Class:	+100A1 +LMC	Passenger capacity (as per PSSC):	782
IMO Number:	6512354	Passenger berths (All berths):	994
Official Number:	8000314	(Lower berths):	780
Call Sign:	C6RU6	Crew/Passenger Ratio (max):	2.38
Former Names:	<i>Victoria, Sea Princess, Kungsholm</i>	Size Range (sq meters):	11.34 – 43.50
Builder:	John Brown & Co., Glasgow, Scotland	Cabins (Outside view):	292
Keel Laid:	January 1964	(Interior/no view):	105
SOLAS Convention:	Vessel constructed in accordance with SOLAS 1960 Method II. Upgraded in 1997 to meet all the '92 amendments.	(Amenities):	<ul style="list-style-type: none">● Television and music channel with multi-channel reception (satellite)● Telephone communication with land reception● (68) Cabins have refrigerators
Entered Service:	March 1966		
Gross Tonnage:	28,891	Main Dining Room (Coral Restaurant) (seating capacity):	462
Net Tonnage:	11,005	A La Carte Dining Room: (seating capacity):	28
Deadweight:	5,572	Lido Buffet: (seating capacity):	218
Lightweight:	17,961	Show Lounge: (seating capacity):	307 + 20
Freshwater Allowance:	168mm	International Lounge: (seating capacity):	350
Length OA (meters):	201.23	Carib Lounge: (seating capacity):	220 + 20 annex
Length BP (meters):	173.72	Starlight Lounge: (seating capacity):	113+ 59 annex
Breadth MLD (meters):	26.52	Riviera Bar: (seating capacity):	73
Breadth XTRM (meters):	26.57	Beer Bar: (seating capacity):	20
Depth to Main Deck (meters):	15.42	Theater: (seating capacity):	300
Draft max (meters):	8.56	Galleys: - All Passenger Galleys: Full equipment - Crew Galley: Full equipment for crew rating	
Propulsion:	2 Gotawerken Direct Drive Diesel - (12,600 BHP)	Jacuzzi (capacity):	2
Propellers:	2 each 5-bladed Diam. 17"9" Weight 11.77 Tonnes	3 Swimming Pools (capacity):	72, 70, and 65 Tonnes.
Generators:	5 Wartsila Stromberg Type 8V22HF Diesel Generators - 1250 KVA	Shopping:	1 gift shop
Full Operation Electrical Power Demand:	2,800 KW	Hospital:	Full equipment
Air Condition Capacity:	4 Units: 475, 400, 375, And 175 Cooling Tons	Laundry:	Full equipment
Fuel/Oil Capacity:	1850 MT HFO & 180 MT MDO	Photo Lab:	Full equipment
Fuel Type:	HFO 380 (Prop Engines, Gen., Boiler)	Hair Salon:	Full equipment
Freshwater Capacity:	1500 MT	Sauna:	2 units
Average Fuel/Oil Consumption (for Eng, Gen, & Boilers) @ 16 knots = 56 M/T per 24 hours		Massage Parlor:	2 units
Bow Thruster:	1200 BHP Caterpillar Controllable Pitch	Gym / Exercise Room:	Full equipment
Stabilizers:	Denny Brown		
Freshwater Production:	Reverse Osmosis: 280 m ³ /24 Hrs Desalination: 50 m ³ /24 Hrs Waste Heat Evap.: 60 Tons/24 Hrs		
Sewage:	6 Treatment Units		
Service Speed:	16.0 knots		
Max Speed:	21 knots		
Lifts:	4		
Electric Current:	440V/220V/110V/60Hz		
Navigation Officers (nationality):	Greek		

M/V Mona Lisa

Ship's Particulars

Modifications

September 1978

Conversion: Accommodation space in accordance with SOLAS 1974. Additional passenger accommodation added on Riviera Deck aft, frame spaces 12-73 and forward funnel removed to house level.

January 1979

Vessel renamed SEA PRINCESS.

September 1982

Conversion: Accommodation space in accordance with SOLAS 1974. Additional passenger accommodation added B Deck forward port and starboard, frames spaces 162-177.

November 1986 Retro fit. New diesel generating sets installed. 5 in total. Auxiliary Engine Room frame 72-92.

April 1995

Vessel renamed VICTORIA.

October 1997

Modification: complying with SOLAS, Chapter II-2, Regulation 41.2. Modifications approved under survey of MSA(UK).

Ref MSA letter CM 14209/16/01/SM and DHE Limited drawing number 1951 sheets 1-6, issue 5 dated 1 April 1997 and subsequent revisions to issue 11. Major modifications listed for reference.

Construction and Structural Fire Protection

Storing Lift trunks port and starboard and Laundry linen Lift Trunks frame 124-127 and 162-165 respectively. Existing doors removed, new A Class fire screen doors installed on all decks.

Construction of Stairway Enclosures to the requirements of 41.2, Regulation 2.6.1 Ref DHE Limited drawing number 1951, sheets 1-6, issue 11 and drawing number 1990, sheets 1-61, Revisions 1-6 inclusive.

Construction of lobbies for stairway Protection Ref drawings above.

D Deck frame 135.5-137

C Deck frame 121-124 starboard

C Deck frame 80-82 port and starboard

A Deck frame 88-97 port and starboard

October 1997 (cont.)

Fire doors existing and newly installed upgraded to requirements of 41.2, Regulation 2.4.1, 2.4.2 and 2.6.5.

Modifications to existing ventilation system to the requirements of 41.2, Regulation 2, 6.3. Refer drawings issued by Novo Air Systems Limited for additional fire control dampers fitted.

Modifications to existing insulation protections. Refer TQMS drawing 1555 preliminary.

Fire Detection

Smoke and heat detection fitted to the requirements of 41.2, 2.3 and 2.5. Refer KAD Detection Systems limited drawing SG 5068, sheets 1-3, issues 11 and 13.

Alarms and PA

General Alarm System and PA upgraded to requirements of 41.2, Regulation 4.8 and 4.9.

Fire Extinction

Automatic Sprinkler System upgraded to requirements of 41.2, Regulation 2.5. Additional sprinkler fitted to following spaces:

Sun Deck - Aft workshops and stores frames 55-59.

Lido Deck- Enclosed promenade port and starboard frames 106-144.

Baja Deck - Aft garbage storage rooms port and starboard frame 0-11.

Low Level Lighting

Escape low level lighting and emergency lighting installed and upgraded to the requirements of 41.2, Regulation 4.7.

November 1999 - Ventilation Systems

Ventilation ducts upgraded in accordance with Regulation 41.2.6.3.

November 2002

Vessel renamed MONA LISA.

Equipment / Facilities Installed:

Garbage Incinerator

Sludge Incinerator

A/C Unit (Carrier)

Beer Bar

A La Carte Restaurant

Reverse Osmosis Unit

New Bow Thruster Engine (1200 BHP)

New Refrigeration machine for Provisions

Lido & Funnel Deck were re-coated

M/V Mona Lisa
Ship's Particulars

CABIN BREAKDOWN

Category	Location	Quantity	Sq. Meters
Mini Suite (Q)	External	2	26.50
Luxury Suite (R)	External	6	43.50
B	Internal	12	13.00
C	"	18	12.10
D	"	35	12.48
E	"	10	17.80
F	"	13	13.30
G	"	10	11.34
H	External	10	12.52
U	"	24	12.96
J	"	46	17.30
K	"	30	17.30
L	"	39	15.60
M	"	36	20.90
N	"	24	17.70
O	"	20	18.60
P	"	55	18.30
Total:		390	

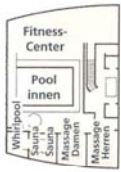
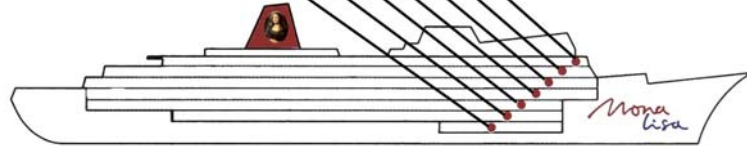
Note: Category breakdown based on previous charterer. There are an additional seven (7) cabins that were used by the charterer for their purposes and not marketed in their brochure.

M/V Mona Lisa

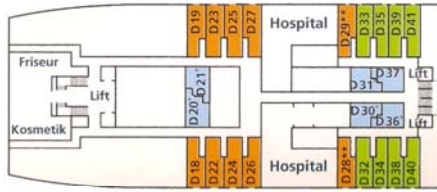
Ship's Particulars

Deck Plan

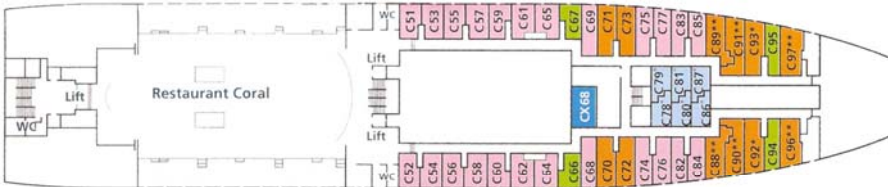
- Lido Deck
- Riviera Deck
- Aloha Deck
- Baja Deck
- Coral Deck
- Dolfin Deck
- Emerald Deck



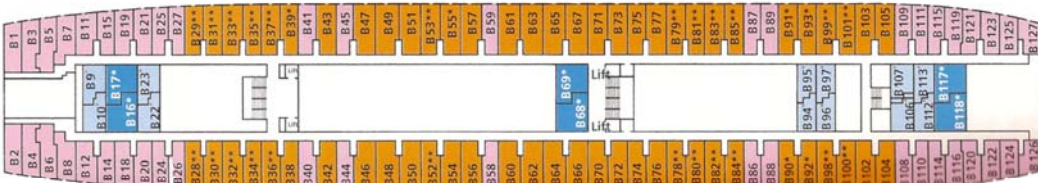
Emerald Deck



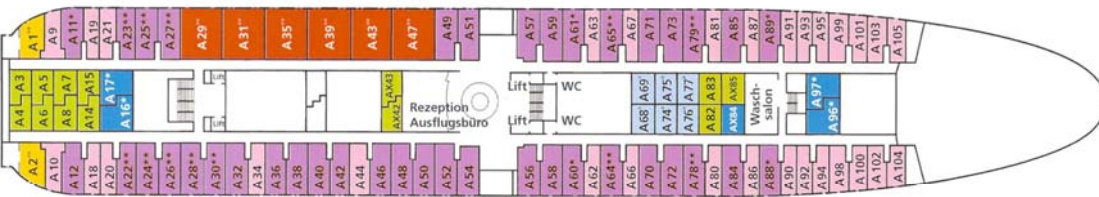
Dolfin Deck



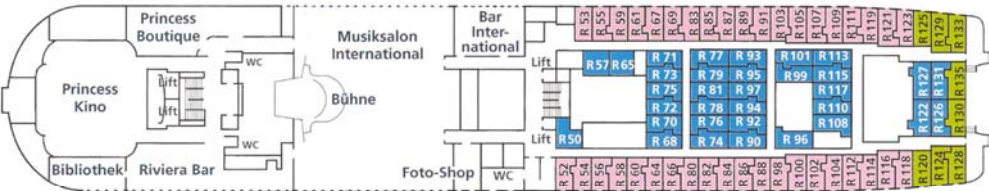
Coral Deck



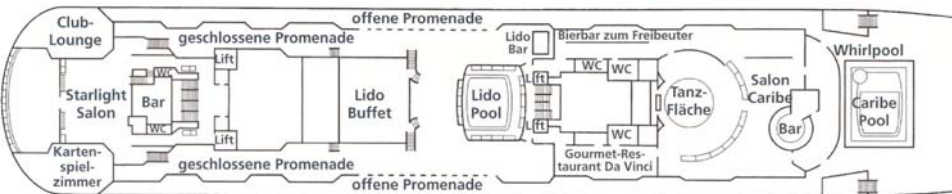
Baja Deck



Aloha Deck



Riviera Deck



Lido Deck